



全国优秀教材二等奖

义务教育教科书

# 英语

(三年级起点)

## 四年级

## 上册



人民教育出版社

义务教育教科书

# 英语

( PEP )

( 三年级起点 )

## 四年级

### 上册

( 中 国 ) 人民教育出版社 课程教材研究所  
英语课程教材研究开发中心 编著  
( 加 拿 大 ) 灵 通 教 育 有 限 公 司

人教版®

人民教育出版社

· 北京 ·

Copyright © 2012 by People's Education Press Ltd. and Lingo Learning Inc.

No part of this publication may be reproduced or transmitted in any form or by any means,  
without permission in writing from the publisher.

版权共有，未经出版社书面同意，任何人不得以任何形式或方式复制或转换本作品的任何部分。

主 编：吴欣 Larry Swartz Beth Levy

副主编：曹洁

主要编写人员：马剑辉 刘荔芳 周佳 周斌 Fraser Bewick Chris Andersen

责任编辑：马剑辉 周斌

版式设计：刘欣 焦洁

插 图：焦洁（含封面）葛南 陈露茜 刘欣

义务教育教科书 英语（三年级起点）四年级 上册

（中 国）人民教育出版社 课程教材研究所

英语课程教材研究开发中心 编著

（加拿大）灵 通 教 育 有 限 公 司

---

出 版 人民教育出版社

（北京市海淀区中关村南大街17号院1号楼 邮编：100081）

网 址 <http://www.pep.com.cn>

人 教 版<sup>®</sup>

---

版权所有·未经许可不得采用任何方式擅自复制或使本产品任何部分·违者必究

如发现内容质量问题，请登录中小学教材意见反馈平台：[jcyjfk.pep.com.cn](http://jcyjfk.pep.com.cn)

如发现印、装质量问题，影响阅读，请与×××联系调换。电话：×××



## 致同学

亲爱的同学们：

你们好！欢迎你们来到英语学习的世界。

在这本书里你们会和张鹏、Sarah一起去参观他们的新教室，还会到Amy和吴斌斌家里做客。Sarah也要介绍她的家人给你们认识呢。你们会一起继续学习英语，一起快乐地长大。

这本书为你们准备了许多有趣的对话、故事、歌曲，还有你们喜欢的游戏、活动。你们会发现学英语是一件很开心的事，你们不但能认识更多的单词，还会学习拼写单词呢！你们能读懂英语小故事，能学会用英语和别人交谈，还能学会唱更多的英语歌曲和歌谣……

你们有时候可能听不懂也说不好，拼写单词也会出错。别着急，你们上课要认真听讲，多模仿录音，要努力学唱英语歌曲、歌谣，还要积极参加英语活动。你们肯定能说得更棒、写得更好。要记住：别害羞，别放弃，大胆地说，大声地唱！

亲爱的同学们，愿你们和书里的小主人公成为好朋友，一起度过这快乐美好的学习时光。

编者

2013年5月



# CONTENTS



- 2** Unit 1 My classroom
- 12** Unit 2 My schoolbag
- 22** Unit 3 My friends
- 32** Recycle 1
- 36** Unit 4 My home
- 46** Unit 5 Dinner's ready
- 56** Unit 6 Meet my family!
- 66** Recycle 2
- 70** Appendix 1: Words in each unit
- 72** Appendix 2: Vocabulary
- 74** Appendix 3: Useful expressions



Zhang Peng



Sarah



Miss White



Wu Binbin



Chen Jie



Mike



Mr Jones



John



Amy



Zoom



Zip



# Unit One


Where's my schoolbag?

It's near the computer.

Let's clean the desks and chairs.

Let me clean the windows.

# My classroom




Hey, Zhang Peng. We have a new classroom.



Let me clean the fish bowl.



Excuse me.



Oh, sorry.





# Let's talk

Hey, Zhang Peng.  
We have a new classroom.

Really? What's in  
the classroom?

Let's go and see!



It's so big!

Look! My picture!

Where is it?

It's near the window.



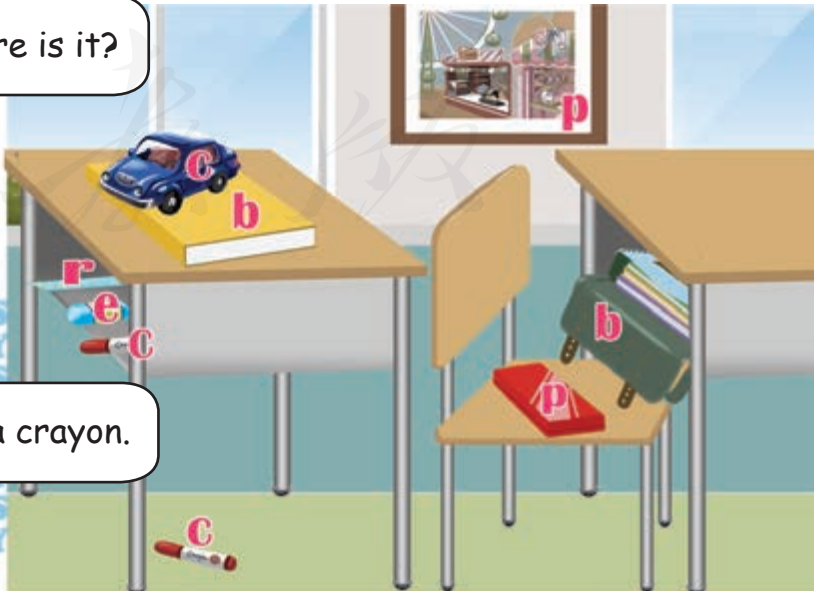
# Let's play

I see a "c".

It's in a desk.


Where is it?

It's a crayon.





# Let's learn



# Let's do

Open the door.



Turn on the light.



Close the window.



Put up the picture.



Clean the blackboard.



# Let's spell

Read, listen and chant.



cake



face



name



make

Read, listen and tick (✓).



Listen, circle and write.



a a-e

cap



a a-e



a a-e



a a-e

# B



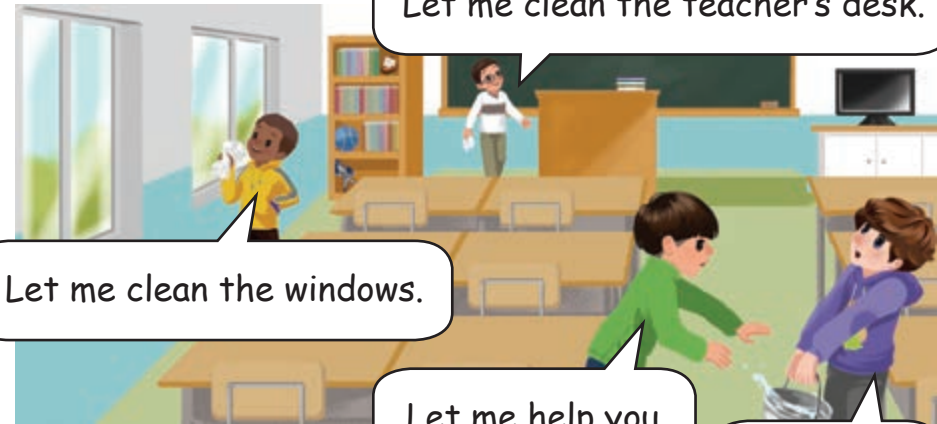
## Let's talk

Let's clean the classroom!

OK.



Let me clean the teacher's desk.



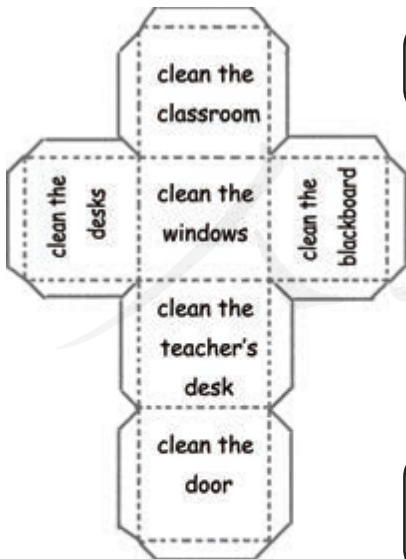
Let me clean the windows.

Let me help you.

Thank you.



## Let's play




Let's clean the classroom!

OK.



Let me clean the teacher's desk.

Let me clean the blackboard.






# Let's learn




## Colour and say





# Read and write


Read and tick (✓) or cross (×). 



- Where is the green book?  
It is under the teacher's desk.
- Where is the kite?  
It is near the window.
- Where is the picture?  
It is near the kite.
- Where is the blue pencil box?  
It is on the floor.



Look, choose and write.



Where is it?



It is in the \_\_\_\_\_.



It is under the \_\_\_\_\_.



It is near the \_\_\_\_\_.

window desk chair floor wall door

Where is the \_\_\_\_\_?


Now write about your classroom.

It is in/on/under/near the \_\_\_\_\_.





# Let's check

Listen and tick (✓) or cross (×). 



Look and circle.

What is in the classroom?

A door, three desks,  
two chairs, a computer,  
a teacher's desk,  
a blackboard and a window.

**A**

A door, three chairs,  
two desks, a blackboard,  
a computer, a teacher's desk  
and a window.

**B**



# Let's sing

We have a new classroom

What's in your new classroom? Four walls and a floor,  
Pictures and windows, and a yellow door!





# Story time





# Unit Two



John, I have a new schoolbag.

May I see it?



I lost my notebook.

What colour is it?

It's green. I like it very much.

# My schoolbag

For Hope Schools

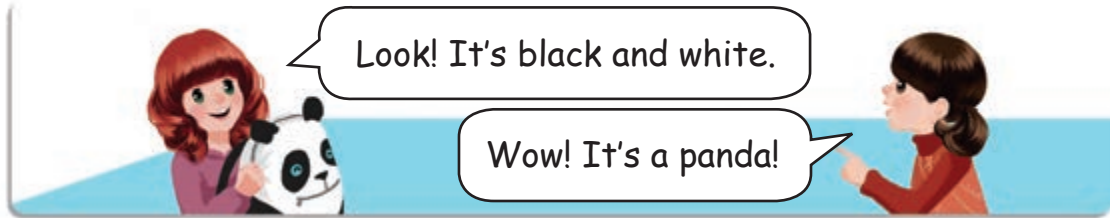
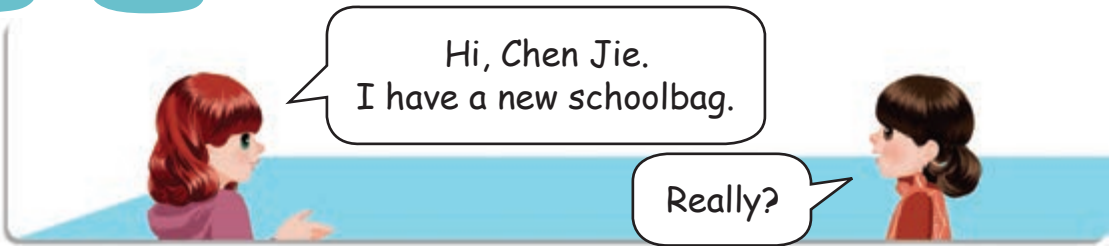
My schoolbag is heavy.

What's in it?

I have a maths book,  
a Chinese book ...



## Let's talk



## Let's play






# Let's learn

What's in your schoolbag?

An English book, a Chinese book, a maths book and three storybooks.



schoolbag



maths book



English book



Chinese book



storybook



# Let's do



Put your Chinese book in your desk.



Put your pencil box on your English book.

Put your maths book under your schoolbag.



Put your eraser near your pencil box.



# Let's spell

Read, listen and chant.



like



kite

5

five

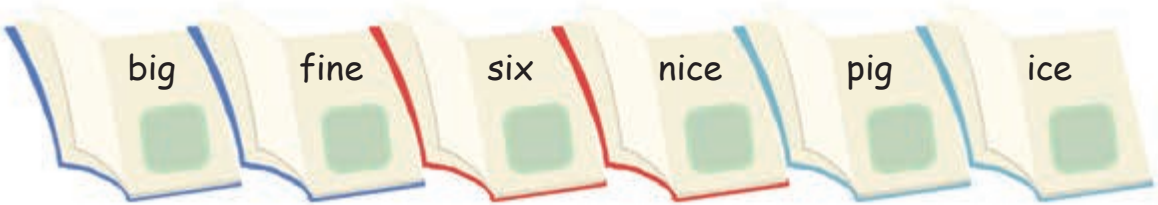
9

nine



rice

Read, listen and number.



Listen, circle and write.


5

i i-e

five

6

i i-e



i i-e



i i-e



## Let's talk



失物招领  
Lost & Found

Excuse me. I lost my schoolbag.

What colour is it?

It's blue and white.

OK. What's in it?

An English book, two toys and a notebook.

Here it is!

Thank you so much!



## Let's play

I have a new book.

What colour is it?

It's blue.

It's a maths book.





# Let's learn

Mmm. What's in my schoolbag? My keys ...



# Draw and say

What's in your schoolbag?



Three keys, two toys and an English book.



# Read and write

Read and circle. 

What is in your schoolbag?

I have two storybooks, three keys, some candies, some toys and a cute panda in my schoolbag.



Look, choose and write.

What is in it?



I have three \_\_\_\_\_, an \_\_\_\_\_, a \_\_\_\_\_,  
and a \_\_\_\_\_ in my desk.

bag   pen   pencil   keys   notebook   candy   egg

What's in your desk?



I have \_\_\_\_\_ in my desk.





# Let's check

Listen and number.



Look and circle.

What is in the schoolbag?

A maths book, an English book, two storybooks, a key, some candies and three pens. **A**

A notebook, a key, an English book, a maths book, some candies, two pens and two storybooks. **B**



# Let's sing


## My schoolbag

Oh no, my bag is heavy!  
Oh no, my bag is heavy!  
Oh no, my bag is heavy!  
What do you have in your schoolbag?!





# Story time



# Unit Three

She's short and thin. She has two big eyes. She's cute.

What's her name? She's short and she has long hair. She has an orange schoolbag.

Guess! He's strong and he has two big eyes. He's very friendly.

It's Zhang Peng.

# My friends



It's me, Sarah.



Who's he?



Wu Binbin! He's tall and thin. He has glasses.





## Let's talk



Mum, I have a new friend.

Really? A Chinese friend?

Yes, he's very friendly.

What's his name?

His name is Zhang Peng.

Look! He's tall and strong.

Yes, he is.



## Let's play

Lucy

Bob

Lily

Tim

I have a new friend.  
She's tall and thin.

What's her name?

Her name is Lucy.

Oh, there she is.



# Let's learn



I have a good friend.  
He's tall and strong.



Who is he?

His name is ...



# Let's chant



Tim is my friend.  
He's a good, good boy.  
He's tall and thin.  
He's a good, good boy.

Lily is my friend.  
She's a cute, cute girl.  
She's quiet and friendly.  
She's a cute, cute girl.



Now chant about your friends!

# Let's spell

Read, listen and chant.



nose



note



Coke



Mr Jones

Read, listen and tick (✓).

1. not note lot

2. hot hope home

3. box dog nose

4. nose rose lost

Listen, circle and write.



o o-e

dog



o o-e



o o-e



o o-e

# B


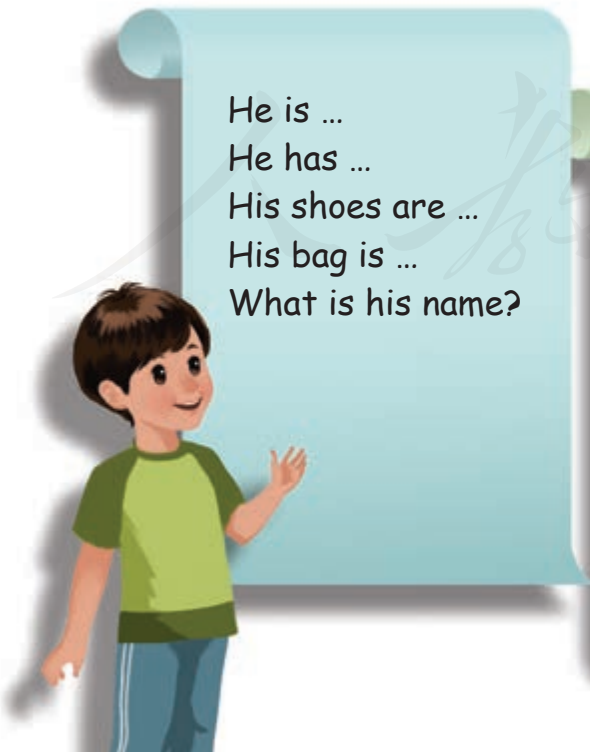


## Let's talk



## Let's play

### My friends







# Let's learn



## Say and draw


I have a friend.  
He has short hair.

He has a green bag  
and brown shoes.





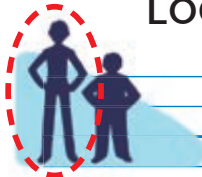
# Read and write

Read and match. 



He has short hair. He has a big green bag. What is his name?  
She has long hair. She has orange shoes. What is her name?  
She is tall. She is friendly. She has a blue hat. Who is she?  
He is short and thin. He has glasses. He is near the window. Who is he?

Look, choose and write.



He is \_\_\_\_\_ and \_\_\_\_\_.



He has a red \_\_\_\_\_.



She has \_\_\_\_\_.

- short
- tall
- bag
- thin
- white shoes
- glasses
- long hair
- short hair

Name: \_\_\_\_\_

\_\_\_\_\_ is \_\_\_\_\_ and \_\_\_\_\_.

\_\_\_\_\_ has a \_\_\_\_\_ bag.

Now write about one of your classmates!





# Let's check

Listen and number. 



Look and match.



tall and strong  
quiet

friendly

short brown hair  
glasses

blue shoes

long black hair

short and thin



# Let's sing

## Friends

If your friend is tall and quiet, clap your hands.  
If your friend is tall and quiet, clap your hands.  
If your friend is tall and quiet, if your friend is tall and quiet,  
If your friend is tall and quiet, clap your hands.



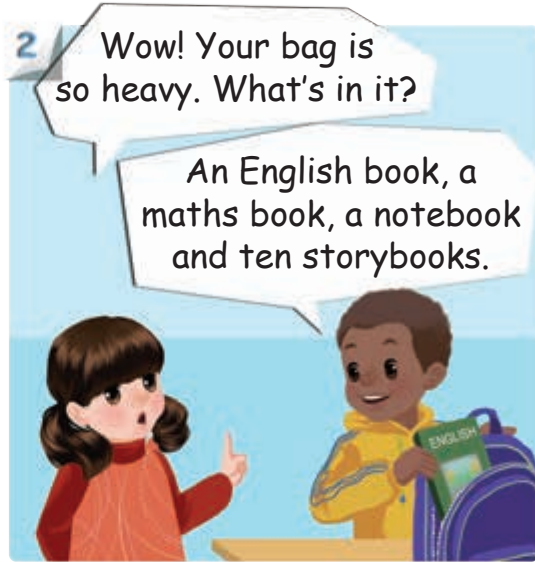


# Story time



# Recycle 1

Read aloud. 



Can you act it out?



Connect and say. 

Look, listen and write. 

1. Kate likes to make rice \_\_\_\_\_.

2. Five mice ride a nice \_\_\_\_\_.

3. Mr Jones phones me at \_\_\_\_\_.



Look and find.

I have a good friend. He's quiet. He's tall. He has glasses. Who is he?

Um ...

My Friend

quiet friendly

tall thin small

glasses brown shoes a blue bag long hair

Fred Kate Ben Ann

Read aloud and match the pictures.

1. Mike: John, let's clean the classroom now.  
John: OK. Let me clean the board.  
Mike: Let me clean the desks and chairs!



2. John: Mike, who's he? He's very tall and he has brown hair.  
Mike: He's my friend. He's a new student.  
John: What's his name?  
Mike: His name is Ted.



Look at the pictures and finish the dialogues.

Play a game.

What's in your  
classroom?

Who's your  
maths teacher?

How many  
storybooks do  
you have?

What's in your  
pencil box?

Do you  
like maths?

What's in your  
schoolbag?

What colour is  
your schoolbag?

Who's your  
best friend?

What colour  
is your English  
book?

Who's the winner? \_\_\_\_\_



# Unit Four



# My home



Zip, your living room is nice.



Zip is in the bathroom.  
I'm her sister.





## Let's talk

I have a cat. She's cute.



Where is she?

Mmm. Is she in the living room?



No, she isn't.

Is she in the study?



No, she isn't.



Look! She's in the kitchen.

## Let's play

Where's my pen?



Is it in your desk?



No, it isn't.

Is it in your hand?



Yes, it is!



# Let's learn



Where's Amy?  
Is she in the study?

Yes, she is.



## Let's do



Go to the living room.  
Watch TV.



Go to the study.  
Read a book.



Go to the kitchen.  
Have a snack.

Go to the bedroom.  
Have a nap.



Go to the bathroom.  
Take a shower.



# Let's spell

Read, listen and chant.



use



cute

Excuse me ...



excuse

Listen, circle and say.

cutecutususefun tube  
upexcusebusmummule

Listen, circle and write.



u u-e

duck



u u-e



u u-e



u u-e

# B



## Let's talk

Open the door, please.

OK.

Where are the keys?

Are they on the table?

No, they aren't.

Are they near the phone?

No, they aren't.

Look! They're in the door.



## Ask, answer and write

Where are the pens?

No, they aren't.

Are they under the desk?

Are they on the desk?

Yes, they are.

k b p g

p



# Let's learn



# Let's play

Look at that room.



Look at that room.  
It has a blue bed.



Look at that room.  
It has a blue bed.  
The bed is near  
the window.





# Read and write

Read and match. 

This is my living room. My books are on the sofa, and my pens are on the fridge. My bag is under the table, and my glasses are near the phone. Where are my keys? Can you find them?



Look, choose and write.



The sofa is in the \_\_\_\_\_.



The chairs are in the \_\_\_\_\_.

living room  
bathroom

bedroom  
study

kitchen

Now write about your room.



phone  
chairs

sofa  
fridge

table  
bed


The \_\_\_\_\_ is in the \_\_\_\_\_.

The \_\_\_\_\_ are in the \_\_\_\_\_.





# Let's check

Listen and tick (✓) or cross (×). 



Look and tick (✓).

**FOR RENT**  
2 bedrooms (beds)  
1 living room (sofa,  
table and TV)  
1 kitchen (fridge)  
2 bathrooms

**FOR RENT**  
1 bedroom (bed)  
1 living room  
(sofa and TV)  
1 kitchen (fridge)  
1 bathroom



# Let's sing

## My home

Where, oh, where has the TV gone?  
Where, oh, where can it be?  
Where, oh, where has the TV gone?  
It's in the bedroom with me.






# Story time



# Unit Five



What would you like?

I'd like some beef.

I'd like some vegetables.



# Dinner's ready



Five yuan, please.

Would you like a knife and fork?

Cheers!

No, thanks. I can use chopsticks.

Help yourself.



# Let's talk

Mum, I'm hungry.  
What's for dinner?

What would you like?

I'd like some  
soup and bread,  
please.



What would you  
like for dinner?

Some fish and  
vegetables, please.



Dinner's ready!


Thanks!

# Let's survey

What would you  
like for dinner?



I'd like some rice  
and vegetables.

							others
name	fish	vegetables	rice	bread	juice	soup	others
Mike		✓	✓				



# Let's learn



What would you like?

OK. Five yuan, please.

I'd like some vegetables, please.




# Let's play

What would you like?

I'd like some vegetables, please.



OK. Here you are.



# Let's spell

Read, listen and chant.



me



he



she



we

Read, listen and tick (✓).

bed be

red we

pencil me

get she

he let

Listen, circle and write.



-e i-e

rice



-e u-e



-e -e-



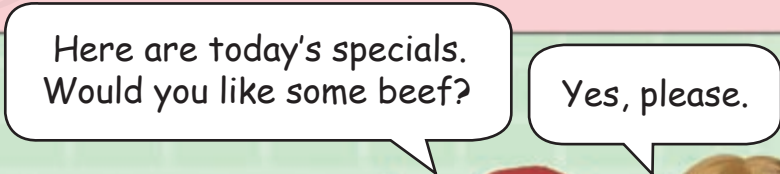
-e o-e



# Let's talk



# Let's play








# Let's learn

John, would you like some beef?

Yes, please, and pass me the knife and fork please.



# Let's do

## Make a salad



Pass me the bowl.



Pass me the knife.



Cut the vegetables.



Use the spoon.



Use the fork.



Now let's try it!



# Read and write

Read and tick (✓). 



Tick the pictures you read about in the talk.



Look, choose and write.

In my soup,

*I'd like some \_\_\_\_\_, \_\_\_\_\_ and some \_\_\_\_\_.*

rice      vegetables      fish      beef      noodles      juice

What would you like for dinner?

*I'd like some \_\_\_\_\_.*



# Let's check

Listen and tick (✓).



Look and match.

1. beef		6. a bowl
2. vegetables		7. a knife
3. soup		8. a fork
4. chicken		9. a spoon
5. noodles		10. chopsticks



# Let's sing

## What would you like?

What would you like? What would you like?  
 I'd like some fish. I'd like some fish.  
 I'd like some beef. I'd like some beef.  
 Put it on my dish. Put it on my dish.





# Story time



# Unit Six



How many people are there in your family?

Nine.

Is that your uncle?

Yes, it is. He's a football player.

What's your aunt's job?

Wow!

She's a nurse.

# Meet my family!



That's Sarah's father.  
He's a doctor.



# Let's talk

How many people are there in your family, Chen Jie?

Three. My parents and me.

My family has six people.

Six?

Yes. My dad, my mum, my sister, my baby brother and me.

But that's only five.

And my little puppy!

# Let's count

How many apples are there on the tree?



# Let's learn

Hi. Meet my family!



parents

uncle



cousin


aunt



baby brother



# Let's play



This is my uncle.  
He's tall and strong.





# Let's spell

Read, listen and circle.

**1** me/he  
men/fan  
rice/face

**2** had/hid  
make/Mike  
hot/nose

**3** use/us  
case/cat  
man/mum

Listen and chant.

We like the cat! It's cute. It's cute.  
He's got a cake and a cup of milk.  
A rose on the cake! It's red. It's red.  
Cut the cake. Give me the cake.  
He likes cake. We like it, too!



Chant again. Group and write.

face rice nose use me bag mum six leg dog  
we






# Let's talk



# Draw and say





# Let's learn

doctor



cook



driver



**THEY ARE HELPFUL !**

farmer



nurse




What's your father's job?

My father is a doctor.



# Let's play




What's his job?

He's a driver!





# Read and write

Read and tick (✓) or cross (×). 

This is my family. My mother is a teacher. She is very friendly. My father is a basketball player. He is tall and strong. My uncle is a cook. My aunt is a nurse. I am a student. I have no job.



Is this John's mother?



Is this John's aunt?

Is this his father?



Is this his uncle?

### Look and write.

What is his/her job?



He is a driver.

doctor



\_\_\_\_\_ is a \_\_\_\_\_.




She is a nurse.

farmer



\_\_\_\_\_ is a \_\_\_\_\_.



Now write about your family.

This is \_\_\_\_\_.

\_\_\_\_\_ is a \_\_\_\_\_.



# Let's check

Listen and tick (✓).



### Look and match.

In my family there are six people.



My mother is a nurse.  
My father is a driver.  
My uncle is a doctor.  
My aunt is a cook.  
My cousin is a student.  
I am a student, too.



# Let's sing

## My family

What's his job? He's a driver.  
What's his job? He's a driver.  
What's his job? He's a driver.  
He is not a cook.





# Story time



1



Hi. Welcome to my home.

2



Look at these photos.

These are photos of my family.

3



What's your father's job?

He's a cook.

Great.

4



This is my uncle. He's a taxi driver.

He's strong.

5



This is my grandpa.

Yes!

Is he a teacher?

6




Look! A baseball player!

Who's that?

Haha! It's me!

# Recycle 2

Read aloud. 



Can you act it out?



Listen and number the rooms. 🎧



Look, listen and write. 🎧

Girl: Can I \_\_\_\_\_ your sleigh, Santa? My bus is \_\_\_\_\_ and my \_\_\_\_\_ is at home.

Santa: Yes, little girl. Give them some cake and they can take you \_\_\_\_\_.

Girl: Thank you so much. What do you want, Santa?

Santa: Just give \_\_\_\_\_ a smile. It's free to be \_\_\_\_\_.





Look, ask and answer.




Use these questions:

How many people are there in the family?

Where's John?

Is this John's ...?

What's his/her job?

Let's sing. 

We wish you a merry Christmas

We wish you a merry Christmas,

We wish you a merry Christmas,

We wish you a merry Christmas and a happy New Year.

Good tidings to you, wherever you are,

We wish you a merry Christmas and a happy New Year.



Play a game.



What's in your bedroom?

What's your mother's job?

What would you like for dinner?

What's in your desk?

Where's your pencil box?

What's your father's job?

How many people are there in your family?

Where are your crayons?

Would you like some vegetables for dinner?

Who's the winner? \_\_\_\_\_



# Words in each unit

## 单元词汇表

(注：黑体词要求学生能够听、说、认读；白体词只作听、说要求。)

### Unit 1

<b>classroom</b> /'kla:sru:m/ 教室	p.5
<b>window</b> /'windəʊ/ 窗户	p.5
<b>blackboard</b> /'blækbɔ:d/ 黑板	p.5
<b>light</b> /laɪt/ 电灯	p.5
<b>picture</b> /'pɪktʃə(r)/ 图画	p.5
<b>door</b> /dɔ:(r)/ 门	p.5
<b>teacher's desk</b> 讲台	p.8
<b>computer</b> /kəm'pjutə(r)/ 计算机	p.8
<b>fan</b> /fæn/ 风扇	p.8
<b>wall</b> /wɔ:l/ 墙壁	p.8
<b>floor</b> /flɔ:(r)/ 地板	p.8
<b>really</b> /'ri:əli/ (表示兴趣或惊讶) 真的	p.4
<b>near</b> /niə(r)/ 距离近	p.4
<b>TV</b> /,ti: 'vi:/ 电视	p.5
<b>clean</b> /kli:n/ 打扫	p.7
<b>help</b> /help/ 帮助	p.7

### Unit 2

<b>schoolbag</b> /'sku:l bæɡ/ 书包	p.15
<b>maths</b> /mæθs/ <b>book</b> 数学书	p.15
<b>English</b> /'ɪŋɡlɪʃ/ <b>book</b> 英语书	p.15
<b>Chinese</b> /,tʃaɪ'ni:z/ <b>book</b> 语文书	p.15
<b>storybook</b> /'stɔ:ri bʊk/ 故事书	p.15

<b>candy</b> /'kændi/ 糖果	p.18
<b>notebook</b> /'nəʊtbʊk/ 笔记本	p.18
<b>toy</b> /tɔɪ/ 玩具	p.18
<b>key</b> /ki:/ 钥匙	p.18
<b>wow</b> /waʊ/ 哇；呀	p.14
<b>lost</b> /lɒst/ 丢失 (lose的过去式形式)	p.17
<b>so much</b> /mʌtʃ/ 非常地	p.17
<b>cute</b> /kju:t/ 可爱的	p.19

### Unit 3

<b>strong</b> /strɒŋ/ 强壮的	p.25
<b>friendly</b> /'frendli/ 友好的	p.25
<b>quiet</b> /'kwaɪət/ 安静的	p.25
<b>hair</b> /heə(r)/ 头发	p.28
<b>shoe</b> /ʃu:/ 鞋	p.28
<b>glasses</b> /'glɑ:sɪz/ 眼镜	p.28
<b>his</b> /hɪz/ 他的	p.24
<b>or</b> /ɔ:(r)/ 或者	p.27
<b>right</b> /raɪt/ 正确的；对的	p.27
<b>hat</b> /hæt/ (常指带檐的) 帽子	p.29
<b>her</b> /hə(r); hɜ:(r)/ 她的	p.29

### Unit 4

<b>bedroom</b> /'bedru:m/ 卧室	p.39
------------------------------	------

<b>living</b> /'lɪvɪŋ/ 客厅; 起居室	p.39	<b>Unit 6</b>	
<b>study</b> /'stʌdi/ 书房	p.39	<b>parents</b> /'peərənts/ 父母	p.59
<b>kitchen</b> /'kɪtʃɪn/ 厨房	p.39	<b>cousin</b> /'kʌzn/ 同辈表亲 (或堂亲)	p.59
<b>bathroom</b> /'bɑ:θru:m/ 浴室; 洗手间	p.39	<b>uncle</b> /'ʌŋkl/ 舅父; 叔父; 伯父; 姑父; 姨夫	p.59
<b>bed</b> /bed/ 床	p.42	<b>aunt</b> /ɑ:nt/ 姑母; 姨母	p.59
<b>phone</b> /fəʊn/ 电话	p.42	<b>baby</b> /'beɪbi/ <b>brother</b> 婴儿小弟弟	p.59
<b>table</b> /'teɪbl/ 桌子	p.42	<b>doctor</b> /'dɒktə(r)/ 医生	p.62
<b>sofa</b> /'səʊfə/ 长沙发	p.42	<b>cook</b> /kʊk/ 厨师	p.62
<b>fridge</b> /frɪdʒ/ 冰箱	p.42	<b>driver</b> /'draɪvə(r)/ 司机	p.62
<b>find</b> /faɪnd/ 找到	p.43	<b>farmer</b> /'fɑ:mə(r)/ 农民	p.62
<b>them</b> /ðəm/ 他(她、它)们	p.43	<b>nurse</b> /nɜ:s/ 护士	p.62
<b>Unit 5</b>		<b>people</b> /'pi:pl/ 人们	p.58
<b>beef</b> /bi:f/ 牛肉	p.49	<b>but</b> /bʌt/ 但是	p.58
<b>chicken</b> /'tʃɪkɪn/ 鸡肉	p.49	<b>little</b> /'lɪtl/ 小的	p.58
<b>noodles</b> /'nu:dlz/ 面条	p.49	<b>puppy</b> /'pʌpi/ 小狗	p.58
<b>soup</b> /su:p/ 汤	p.49	<b>football player</b> /'fʊtbɔ:l 'pleɪə(r)/ 足球运动员	p.61
<b>vegetable</b> /'vedʒtəbl/ 蔬菜	p.49	<b>job</b> /dʒɒb/ 工作	p.62
<b>chopsticks</b> /'tʃɒpstɪks/ 筷子	p.52	<b>basketball</b> /'bɑ:skɪtbɔ:l/ 篮球	p.63
<b>bowl</b> /bəʊl/ 碗	p.52		
<b>fork</b> /fɔ:k/ 餐叉	p.52		
<b>knife</b> /naɪf/ 刀	p.52		
<b>spoon</b> /spu:n/ 勺	p.52		
<b>dinner</b> /'dɪnə(r)/ (中午或晚上吃的) 正餐	p.48		
<b>ready</b> /'redi/ 准备好	p.48		
<b>help yourself</b> /jɔ:'self/ 为(自己)取用	p.51		
<b>pass</b> /pa:s/ 给; 递	p.52		
<b>try</b> /traɪ/ 试; 尝试	p.53		





# Vocabulary

## 词汇表

(注：黑体词要求学生能够听、说、认读；白体词只作听、说要求。)

<b>A</b>			
<b> aunt</b> /a:nt/ 姑母；姨母	p.59	<b> doctor</b> /'dɒktə(r)/ 医生	p.62
<b>B</b>		<b> door</b> /dɔ:(r)/ 门	p.5
<b> baby</b> /'berbi/ <b> brother</b> 婴儿小弟弟	p.59	<b> driver</b> /'draɪvə(r)/ 司机	p.62
<b> basketball</b> /'bɑ:skɪtbɔ:l/ 篮球	p.63	<b>E</b>	
<b> bathroom</b> /'bɑ:θru:m/		<b> English</b> /'ɪŋɡlɪʃ/ <b> book</b> 英语书	p.15
浴室；洗手间	p.39	<b>F</b>	
<b> bed</b> /bed/ 床	p.42	<b> fan</b> /fæn/ 风扇	p.8
<b> bedroom</b> /'bedru:m/ 卧室	p.39	<b> farmer</b> /'fɑ:mə(r)/ 农民	p.62
<b> beef</b> /bi:f/ 牛肉	p.49	<b> find</b> /faɪnd/ 找到	p.43
<b> blackboard</b> /'blækbɔ:d/ 黑板	p.5	<b> floor</b> /flɔ:(r)/ 地板	p.8
<b> bowl</b> /bəʊl/ 碗	p.52	<b> football player</b> /'fʊtbɔ:l 'pleɪə(r)/	
<b> but</b> /bʌt/ 但是	p.58	足球运动员	p.61
<b>C</b>		<b> fork</b> /fɔ:k/ 餐叉	p.52
<b> candy</b> /'kændi/ 糖果	p.18	<b> fridge</b> /frɪdʒ/ 冰箱	p.42
<b> chicken</b> /'tʃɪkɪn/ 鸡肉	p.49	<b> friendly</b> /'frendli/ 友好的	p.25
<b> Chinese</b> /tʃaɪ'ni:z/ <b> book</b> 语文书	p.15	<b>G</b>	
<b> chopsticks</b> /'tʃɒpstɪks/ 筷子	p.52	<b> glasses</b> /'glɑ:sɪz/ 眼镜	p.28
<b> classroom</b> /'kla:sru:m/ 教室	p.5	<b>H</b>	
<b> clean</b> /kli:n/ 打扫	p.7	<b> hair</b> /heə(r)/ 头发	p.28
<b> computer</b> /kəm'pjʊ:tə(r)/ 计算机	p.8	<b> hat</b> /hæt/ (常指带檐的) 帽子	p.29
<b> cook</b> /kʊk/ 厨师	p.62	<b> help</b> /help/ 帮助	p.7
<b> cousin</b> /'kʌzn/ 同辈表亲		<b> help yourself</b> /jɔ:'self/	
(或堂亲)	p.59	为(自己)取用	p.51
<b> cute</b> /kju:t/ 可爱的	p.19	<b> her</b> /hə(r); hɜ:(r)/ 她的	p.29
<b>D</b>		<b> his</b> /hɪz/ 他的	p.24
<b> dinner</b> /'dɪnə(r)/ (中午或晚上吃的)		<b>J</b>	
正餐	p.48	<b> job</b> /dʒɒb/ 工作	p.62

<b>K</b>			
<b>key</b> /ki:/ 钥匙	p.18		
<b>kitchen</b> /'kɪtʃɪn/ 厨房	p.39		
<b>knife</b> /naɪf/ 刀	p.52		
<b>L</b>			
<b>light</b> /laɪt/ 电灯	p.5		
<b>little</b> /'lɪtl/ 小的	p.58		
<b>living room</b> 客厅; 起居室	p.39		
<b>lost</b> /lɒst/ 丢失 (lose的过去式形式)	p.17		
<b>M</b>			
<b>maths book</b> 数学书	p.15		
<b>N</b>			
<b>near</b> /nɪə(r)/ 距离近	p.4		
<b>noodles</b> /'nu:dlz/ 面条	p.49		
<b>notebook</b> /'nəʊtbʊk/ 笔记本	p.18		
<b>nurse</b> /nɜ:s/ 护士	p.62		
<b>O</b>			
<b>or</b> /ɔ:(r)/ 或者	p.27		
<b>P</b>			
<b>parents</b> /'peərənts/ 父母	p.59		
<b>pass</b> /pɑ:s/ 给; 递	p.52		
<b>people</b> /'pi:pl/ 人们	p.58		
<b>phone</b> /fəʊn/ 电话	p.42		
<b>picture</b> /'pɪktʃə(r)/ 图画	p.5		
<b>puppy</b> /'pʌpi/ 小狗	p.58		
<b>Q</b>			
<b>quiet</b> /'kwaɪət/ 安静的	p.25		
<b>R</b>			
<b>ready</b> /'redi/ 准备好	p.48		
<b>really</b> /'ri:əli/ (表示兴趣或惊讶) 真的	p.4		
		<b>right</b> /raɪt/ 正确的; 对的	p.27
		<b>S</b>	
		<b>schoolbag</b> /'sku:l bæɡ/ 书包	p.15
		<b>shoe</b> /ʃu:/ 鞋	p.28
		<b>so much</b> /məʊtʃ/ 非常地	p.17
		<b>sofa</b> /'səʊfə/ 长沙发	p.42
		<b>soup</b> /su:p/ 汤	p.49
		<b>spoon</b> /spu:n/ 勺	p.52
		<b>storybook</b> /'stɔ:ri bʊk/ 故事书	p.15
		<b>strong</b> /strɒŋ/ 强壮的	p.25
		<b>study</b> /'stʌdi/ 书房	p.39
		<b>T</b>	
		<b>table</b> /'teɪbl/ 桌子	p.42
		<b>teacher's desk</b> 讲台	p.8
		<b>them</b> /ðəm/ 他(她、它)们	p.43
		<b>toy</b> /tɔɪ/ 玩具	p.18
		<b>try</b> /traɪ/ 试; 尝试	p.53
		<b>TV</b> /,ti: 'vi:/ 电视	p.5
		<b>U</b>	
		<b>uncle</b> /'ʌŋkl/ 舅父; 叔父; 伯父; 姑父; 姨夫	p.59
		<b>V</b>	
		<b>vegetable</b> /'vedʒtəbl/ 蔬菜	p.49
		<b>W</b>	
		<b>wall</b> /wɔ:l/ 墙壁	p.8
		<b>window</b> /'wɪndəʊ/ 窗户	p.5
		<b>wow</b> /wəʊ/ 哇; 呀	p.14





# Useful expressions

## 常用表达法

### Unit 1

**We have a new classroom.**

我们有间新教室。 p.4

**Let's go and see!**

我们去看看吧! p.4

**Where is it?**

它在哪儿? p.4

**It's near the window.**

就在窗户旁边。 p.4

**Let's clean the classroom!**

我们打扫教室吧! p.7

**Let me clean the windows.**

我来擦窗户。 p.7

### Unit 2

**What's in your schoolbag?**

你书包里有什么? p.14

**An English book, a maths book,  
three storybooks and ...**

一本英语书, 一本数学书, 三本故事书  
和..... p.14

**What colour is it?**

什么颜色的? p.17

**It's blue and white.**

是蓝白色的。 p.17

### Unit 3

**What's his name?**

他叫什么名字? p.24

**His name is Zhang Peng.**

他叫张鹏。 p.24

**He's tall and strong.**

他又高又壮。 p.24

**Who's he?**

他是谁? p.27

**He has glasses and his shoes  
are blue.**

他戴眼镜, 穿蓝色鞋子。 p.27

### Unit 4

**Is she in the living room?**

她在客厅里吗? p.38

**No, she isn't.**

不, 她不在。 p.38

**Where are the keys?**

钥匙在哪儿? p.41

**Are they on the table?**

它们在桌子上吗? p.41

**No, they aren't. They're in  
the door.**

不, 不在。它们在门上。 p.41

## Unit 5

**What's for dinner?**

晚餐吃什么? p.48

**What would you like?**

你想吃什么? p.48

**I'd like some soup and bread, please. (I'd like = I would like)**

我想要汤和面包。 p.48

**Help yourself.**

随便吃吧。 p.51

**Would you like a knife and fork?**

你想要刀叉吗? p.51

**No, thanks.**

不了, 谢谢。 p.51

**I can use chopsticks.**

我会用筷子。 p.51

## Unit 6

**How many people are there in your family, Chen Jie?**

你家有几口人, 陈杰? p.58

**Three.**

三口人。 p.58

**My family has six people.**

我家有六口人。 p.58

**Is this your uncle?**

这是你叔叔吗? p.61

**Yes, it is. He's a football player.**

是的, 他是位足球运动员。 p.61

**What's your aunt's job?**

你婶婶做什么工作? p.61

**She's a nurse.**

她是位护士。 p.61

人教





# 后 记

本册教科书是人民教育出版社课程教材研究所英语课程教材研究开发中心依据教育部《义务教育英语课程标准》（2011年版）与加拿大灵通教育有限公司（Lingo Learning Inc.）合作编写的，经国家基础教育课程教材专家工作委员会2013年审查通过。

本册教科书集中反映了基础教育教科书研究与实验的成果，凝聚了参与课改实验的教育专家、学科专家、教研人员以及一线教师的集体智慧。我们感谢所有对教科书的编写、出版提供过帮助与支持的同仁和社会各界朋友。特别感谢原教材主要编写人员龚亚夫、郝建平、张献臣、吴悦心、李静纯、杜志娴、David Booth、Ronald Lynn 等。

本册教科书出版之前，我们通过多种渠道与教科书选用作品（包括照片、画作）的作者进行了联系，得到了他们的大力支持。对此，我们表示衷心的感谢！但仍有部分作者未能取得联系，恳请入选作品的作者与我们联系，以便支付稿酬。

我们真诚地希望广大教师、学生及家长在使用本册教科书的过程中提出宝贵意见，并将这些意见和建议及时反馈给我们。让我们携起手来，共同完成义务教育教材建设工作！

联系方式

电 话：010-58758286

电子邮箱：jcfk@pep.com.cn

人民教育出版社 课程教材研究所  
英语课程教材研究开发中心

2013年5月



YIWU JIAOYU JIAOKESHU  
YINGYU

英语

四年级 上册

人教版®



绿色印刷产品

ISSN 978-7-107-26354-5



9 787107 263545 >